



UNIVERSITY OF TORONTO  
FACULTY OF ARTS & SCIENCE



# Arrive Ready to Study Study Group Leader Training

*Facilitated by:*

**Welcome!**



UNIVERSITY OF TORONTO  
FACULTY OF ARTS & SCIENCE

# Welcome



1. Welcome & Intros
2. What is Arrive Ready to Study?
3. What is an Arrive Ready Study Group?
4. How do I lead my Study Group?
5. Next Steps
6. Questions
7. Kahoot!



# Welcome & Intros

Introduce ourselves!

Please Share:

- Name
- Your Arrive Ready to Study Stream
- College
- Try to find out at least 5 things that you all have in common!





UNIVERSITY OF TORONTO  
FACULTY OF ARTS & SCIENCE

# What is Arrive Ready to Study?



# Who?

- **Over 2,000 incoming Arts & Science students** participating in one of seven modules tailored your academic area:
  - Computer Science
  - Humanities
  - Economics
  - Life Sciences
  - Social Sciences
  - Mathematics
  - Rotman Commerce
- **Over 600 Study Group Leaders!**





# What?

Arrive Ready is a four-week summer academic preparation program for incoming U of T students to help you:

1. Learn **academic content** to prepare you for first-year courses
2. Learn & practice **university-level study skills**
3. Join a **study group** to meet people you can study with in your first-year courses



**Jasmine Sun**  
3rd year, Computer Science & Statistics



# How?

- Each week you can complete new course material developed by U of T faculty to prepare you for first year


## Humanities

Professor Alex Koo



## Economics & Rotman Commerce

Professor Bob Gazzale



## Mathematics

Professor Sarah Mayes-Tang



## Computer Science

Professor David Liu



## Life Sciences

Professor Ron Wilson & Kristine Quinlan



## Social Sciences

Professor Sarah Wakefield







# How?

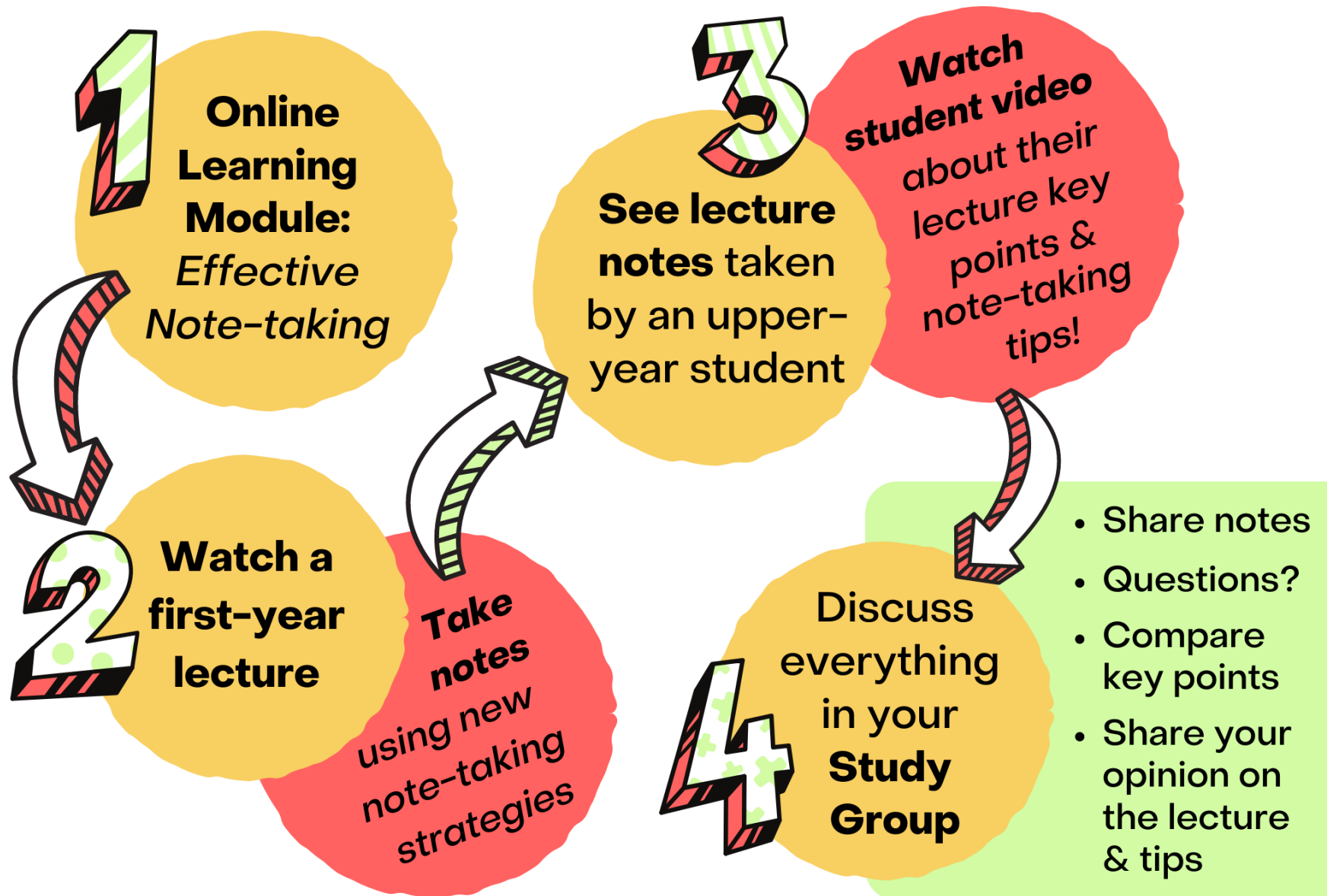
- You will learn university-level study strategies to help you effectively learn course material through **online learning modules** and **upper-year students advice**:

- How to take notes effectively during lectures.
- How to effectively complete your readings.
- How to develop your academic writing skills.
- How to prepare for tests and exams.





An example of Week 1 in Arrive Ready to Study:





# Where?

- **Online**
  - **Quercus:** *U of T's learning platform*
    - Course material
    - Study group member list
    - Study group homepage with announcement / discussion board
  - **Zoom:** *U of T's online meeting platform*
    - Where you will host study group meetings
    - You will receive access to a free Utoronto Zoom premium account to create a meeting room for your study group – information to be sent via email.



# When? July 21 – August 19, 2022

- ***July 21:***
  - Invited to Quercus Course
  - Week 1 course material is available
  - You will receive your Study Group home page and information about co-leader (if applicable)
- ***July 26, 27, 28:***
  - First study group happens!
  - You were provided your study group date and time in your welcome email
- ***Every Friday:***
  - Material for the following week is released on Quercus



UNIVERSITY OF TORONTO  
FACULTY OF ARTS & SCIENCE

# What is an Arrive Ready Study Group?



# Arrive Ready Study Groups

- **Small study groups for you to:**
  - Discuss Arrive Ready course material
  - Discuss how you applied the study strategies and upper-year student advice
  - Learn different perspectives
  - Ask questions
  - Have fun!
- **Size:** 3 – 10 members,  
including 1 – 3 Leaders
- **Length:** Approx. 1 hour, weekly

**Effective  
learning at  
university  
happens with  
others,  
not alone**



# What contributes to a good study group?

- Break out room activity
  - **What will make your study group a positive experience**
    - **For you?**
    - **For your study group members?**
  - Choose a note taker
  - Identify a person to report back

*Please turn on your cameras and mics, if you can!*





- **What will make your study group a positive experience:**
  - **For you?**
  - **For your study group members?**







# Qualities of a good study group:

## 1. It's OK to ask questions & take risks

- We're here to learn together – no one is the expert

## 2. Everyone participates

- All members share something (turn on mic or write in chat)

## 3. Welcoming and inclusive

- Every member feels comfortable to talk and share perspectives

## 4. Well organized

- Study group leader is prepared with some discussion questions and perspectives to share



UNIVERSITY OF TORONTO  
FACULTY OF ARTS & SCIENCE

# How do I lead my Study Group?



# As Study Group Leaders...

- 1. Keep up** with Arrive Ready academic and skill-building content
  - Review suggested Study Group questions each week!
- 2. Plan** weekly study group
  - Create an agenda an ice-breaker or interactive game to start
  - Choose 2 – 3 questions based on Arrive Ready content to discuss (use questions provided or make up your own!)
- 3. Communicate** with group members
  - Inform members of study group time
  - Send reminders and agenda prior to meeting
- 4. Support** a welcome & inclusive learning environment

*Don't worry: Study Group Leaders are not tutors; we're all learning together!*



# Leading a Study Group

## Before

Create an agenda

Plan activities & discussion questions

Post Quercus announcement reminder for meeting

## Start

Welcome participants

Introductions & Icebreaker

Explain your role & hope for group

Review agenda

Start discussion

## During

Facilitate discussion & activities

Check the pace

Ask if members have a question for discussion

Summarize periodically

## End

Thank everyone

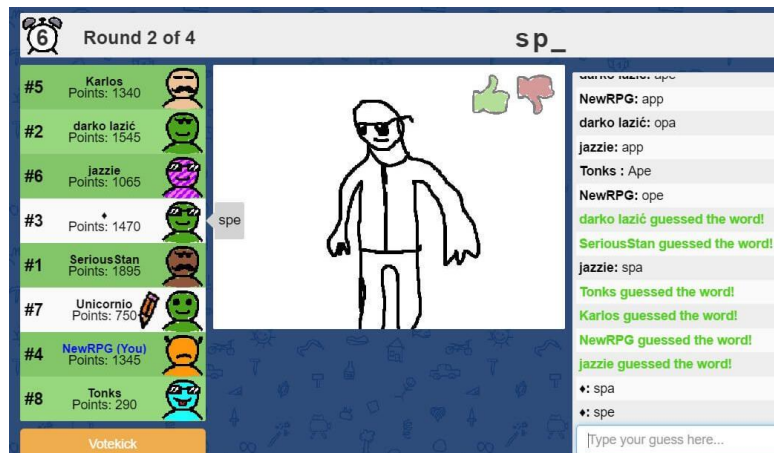
Go around:  
"What was your favourite part of this session" or  
"What is one thing you learned"

Ask if any remaining questions

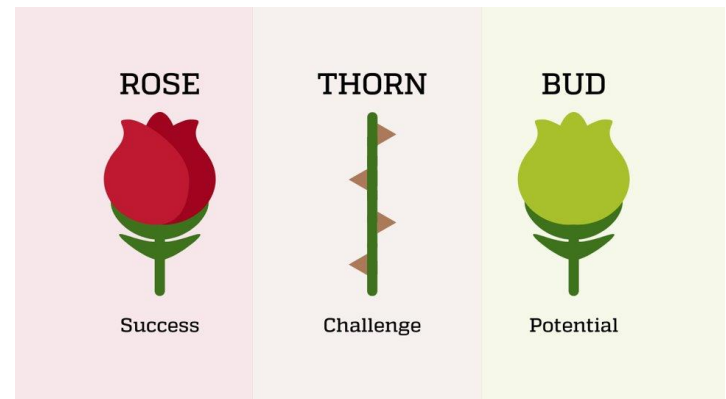


# Ice breaker activities we like

## Skribbl.io



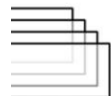
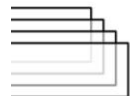
## Rose, Thorn, Bud



## Song Recommendations

Your favorite song at the moment

While we wait for people to join the call, paste a link to your favorite song



<https://theremotecoaches.com/>

You can also adapt this to a guess who game

[@remotebetter](#)

## Kahoot





# Final Notes

- **If you cannot attend a session**, ensure the group can continue:
  - Inform you co-leaders (if applicable)
  - Inform your group on the announcement page that you cannot attend but members can continue using the same Zoom meeting link
- **If you experience any issues** with group members conduct or behaviour, us at [arriveready@utoronto.ca](mailto:arriveready@utoronto.ca)
- **We're here to support you throughout this journey!**
  - Study Group Leader Drop-ins will be offered regularly where you can meet us for support starting July 21.
  - Email us: [arriveready@utoronto.ca](mailto:arriveready@utoronto.ca)



UNIVERSITY OF TORONTO  
FACULTY OF ARTS & SCIENCE

# Next Steps





# Next Steps

- **July 21:** You will receive an email with:
  - Your co-leader name & contact (if any)
  - Invitation to your Arrive Ready to Study Quercus course
  - Your Quercus course home page & other group members
  - Instructions on how to register for your UToronto Zoom premium account and how to set up your study group Zoom meeting room
- **July 21 – 26** One leader in each group is are responsible to:
  - Create the Zoom meeting room for your study group
  - Email your meeting room link, ID & password to Arrive Ready and all co-leaders
  - Post the meeting link on your study group Quercus homepage




# Confirm your attendance

- **Click the link in the chat to confirm your attendance!**
  - If you do not confirm your attendance you will not receive the Study Group Leader email on July 21.
- If you have any issues email [arriveready@utoronto.ca](mailto:arriveready@utoronto.ca) with your:
  - First & Last Name (as they appears on your Training Registration)
  - Student Number
  - Arrive Ready Study Group Name
  - When you attended this training



UNIVERSITY OF TORONTO  
FACULTY OF ARTS & SCIENCE

# THANK YOU!



# Questions?



UNIVERSITY OF TORONTO  
FACULTY OF ARTS & SCIENCE



Join at [www.kahoot.it](http://www.kahoot.it)